





# Running Boards Side Steps suitable for Mercedes GLE Coupe C292 (2015-2019)

Code RBMB01GLEC



To facilitate your installation, please read the product instruction manual carefully before installation.

## Accessories:

No.	Qty.	Details
1	2	Side step assembly (left and right symmetry)
2	2	 Lined skeleton (left and right symmetry)
3	2	 Side step sealing plate (left and right symmetry)
4	10	 Clips
5	20	 M6 nuts

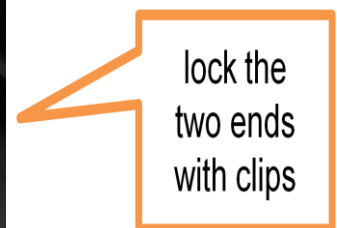

**Step 1:** Refer to the accessories list to check whether the accessories are complete.

**Step 2:** Remove the side skirts and inner brackets of the original car (please keep the nuts and buckles to fix the new boards).

**Step 3:** Install our inner brackets on the car and tighten it with M6 nuts and pads.



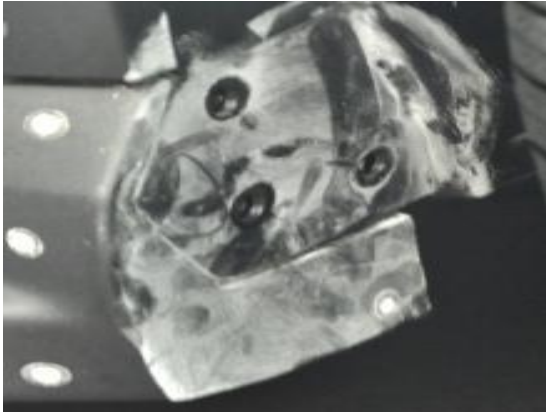
**Step 4:** Open the door, fix the side steps align with the holes on the inner brackets, and lock the two ends with clips.



## Running Boards Side Steps suitable for Mercedes GLE Coupe C292 (2015-2019)

Code RBMB01GLEC

---



**Step 5:** Install the side tread sealing plate on the side tread.

**Step 6:** Check whether all screws are tightened and pack the tools.

**Step 7:** Repeat on the other side (The installation steps on the left and right are the same, only the installation method on the right is described).

Disclaimer: Our company is not responsible for any related problems and losses caused by improper installation and use.